

# 56,000 SF

ON 15.12 ACRES AVAILABLE FOR LEASE

**100-110 INDEPENDENCE DRIVE (P31)**  
CENTERPOINT COMMERCE & TRADE PARK - EAST PH IIB  
PITTSTON TOWNSHIP, PA 18640



UNDER CONSTRUCTION



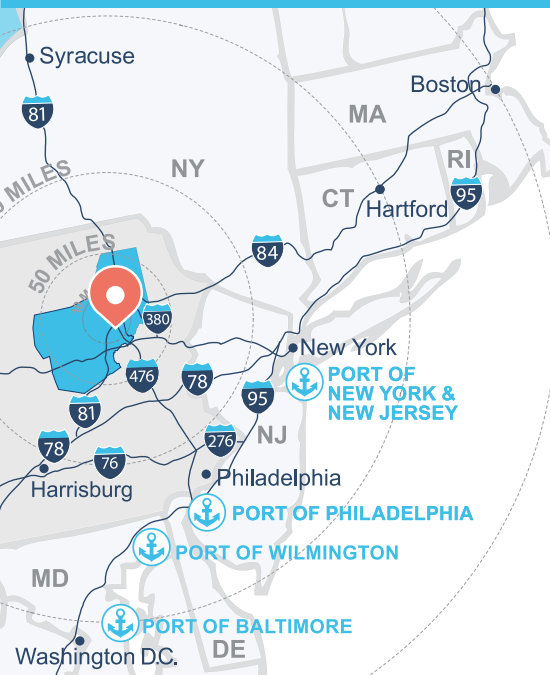
SAMPLE BUILDING PHOTO



[mericlereadytogo.com/100-110IndependenceDr/](http://mericlereadytogo.com/100-110IndependenceDr/)

## PREMIER SITE NEAR I-81, I-476

LERTA APPROVED! 10-YEAR, 100% REAL ESTATE TAX ABATEMENT ON IMPROVEMENTS!



### CENTERPOINT FEATURES

- ✓ Park is less than one mile from I-81 and I-476.
- ✓ Multi-year, 100% real estate tax abatement on improvements (LERTA).
- ✓ Immediate proximity to FedEx Ground, FedEx Express, FedEx Smart Post, and UPS.
- ✓ Park is home to industrial facilities for Lowe's, The Home Depot, Neiman Marcus, Bimbo Bakeries, Isuzu, Corning, and others.
- ✓ More than 700,000 people live within 30 miles.
- ✓ Two hours from New York City and Philadelphia.
- ✓ More than 51 million people live within 200 miles.
- ✓ Public water, sewer, natural gas, fiber, and power.
- ✓ Centrally located within Scranton/Wilkes-Barre labor market.

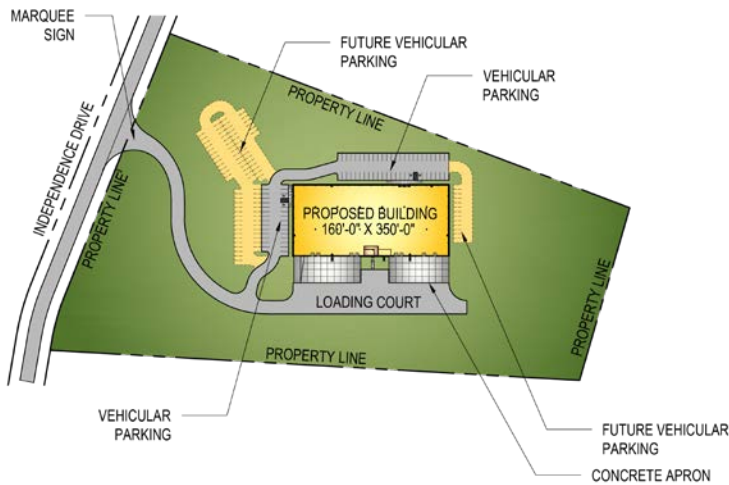
PROPERTY WEBSITE



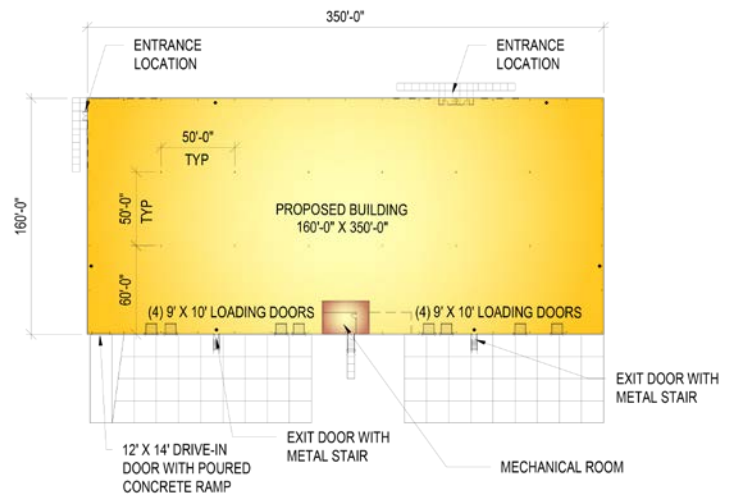
Mericle, a Butler Builder®, is proud to be part of a network of building professionals dedicated to providing you the best construction for your needs.

[mericle.com](http://mericle.com)  570.823.1100

## SITE PLAN



## FLOOR PLAN



## SIZE

- **Available Space:** 56,000 SF
- **Acreage:** 15.12 acres
- **Building Dimensions:** 160' (width) x 350' (length)
- Tenant space availability ranges from 16,000 SF to 56,000 SF.

## BUILDING CONSTRUCTION

- **Floor:** 6" thick concrete floor slab, reinforced with welded steel mats. Floor is treated with *SpecHard* silicate sealer/densifier and *E-Cure* curing compound.
- **Roof:** *Butler Manufacturing*, MR-24 metal roof system.
- **Exterior Walls:** Architectural masonry, aluminum/glazing entrance systems and metal wall panels with insulation.
- **Clear Ceiling Height:** 33'-2" approximate clear structural height along loading dock wall.
- **Bay Spacing:** 50'-0" x 50'-0" bay spacing with a 60'-0" deep staging bay.
- The building contains 3'-0" high x 6'-0" wide clerestory windows.

## LOADING

- **Loading:** Single-sided loading.
- **Dock Equipment:** Eight (8) 9'-0" x 10'-0" vertical lift dock doors with vision kits by *Haas Door* or equal with 40,000 lb capacity mechanical levelers with bumpers by *Rite-Hite* or equal.
- One (1) 12'-0" x 14'-0" vertical lift drive-in door by *Haas Door* or equal and a reinforced concrete ramp.

## UTILITIES

- **HVAC:** Energy-efficient, roof-mounted *Cambridge* direct-fire units.
- **Electrical Service:** 800 amp, 480/277 volt, 3-phase service (expandable to 4,000 amps).
- **Lighting:** Energy-efficient LED fixtures.
- **Fire Protection:** Early Suppression Fast Response (ESFR) wet sprinkler system.
- **Utilities:** All utilities shall be separately metered.
- Provisions for domestic water and natural gas shall be provided.

## PARKING

- Asphalt paving, including heavy duty pave at truck areas and light duty pave in vehicle parking areas.
- On-site parking for approx. 79 vehicles with future parking for up to 98 additional spaces.
- Abundant on-site trailer storage.
- 8" thick x 60' deep, reinforced concrete dock apron at loading dock.

## LOCATION

- Foreign Trade Zone status possible.
- Centrally located within Scranton/Wilkes-Barre labor market.



Northeastern Pennsylvania is the center of the Boston/Washington Corridor and is at the confluence of five major highways. Interstates 81, 80, 84, 380 and 476 meet at this inland hub and provide excellent access to firms wishing to serve Maine to Virginia and west to Ohio.

## CENTRALLY LOCATED ON NORTHEASTERN PENNSYLVANIA'S I-81 CORRIDOR

### DEEP WATER PORTS

PORT	MI	KM
Philadelphia	120	193
New York/New Jersey	121	195
Wilmington	132	212
Baltimore	191	307

### TRAVEL DISTANCES

CITY	MI	KM
Delaware Water Gap, PA	57	92
Allentown, PA	67	108
Morristown, NJ	96	155
Philadelphia, PA	113	182
Harrisburg, PA	116	187
Port Newark, NJ	126	203
New York, NY	128	206
Syracuse, NY	152	245
Baltimore, MD	194	312
Hartford, CT	198	319
Washington, DC	237	381
Pittsburgh, PA	290	467
Boston, MA	301	484



**10-YEAR, 100% REAL ESTATE TAX ABATEMENT ON IMPROVEMENTS**

## EMPLOYMENT & UNEMPLOYMENT DATA

FOR LACKAWANNA & LUZERNE COUNTIES

**MORE THAN 470,000 PEOPLE LIVE WITHIN 20 MILES OF CENTERPOINT**

YEAR	NEPA REGION CIVILIAN LABOR FORCE	EMPLOYED	UNEMPLOYED	NEPA	PA	US
2020	265,000	242,800	22,100	8.4%	7.3%	6.9%
2019	263,600	251,500	12,100	4.6%	3.9%	3.8%
2018	264,800	250,300	14,600	5.4%	4.8%	4.1%





# LOCAL ECONOMIC REVITALIZATION TAX ASSISTANCE PROGRAM (LERTA)

Companies that move into CenterPoint have the opportunity to dramatically lower their operating costs due to a long established tax abatement program. Every building constructed in Mericle's CenterPoint Commerce & Trade Park receives a 10-year, 100% real estate tax abatement on improvements via the Local Economic Revitalization Tax Assistance (LERTA) program. This abatement program was approved by Luzerne County, the Pittston Area School district, Jenkins Township, and Pittston Township.

The annual real estate taxes you will save when you move into a LERTA-approved building in CenterPoint may vary depending upon the cost of construction required to meet your exact specifications.

**Contact Bob Besecker, Jim Hilsher, or Bill Jones of Mericle's Leasing Team for a detailed savings estimate.**



## DEVELOPMENT DIVISION

**BOB BESECKER, VP**  
bbesecker@mericle.com

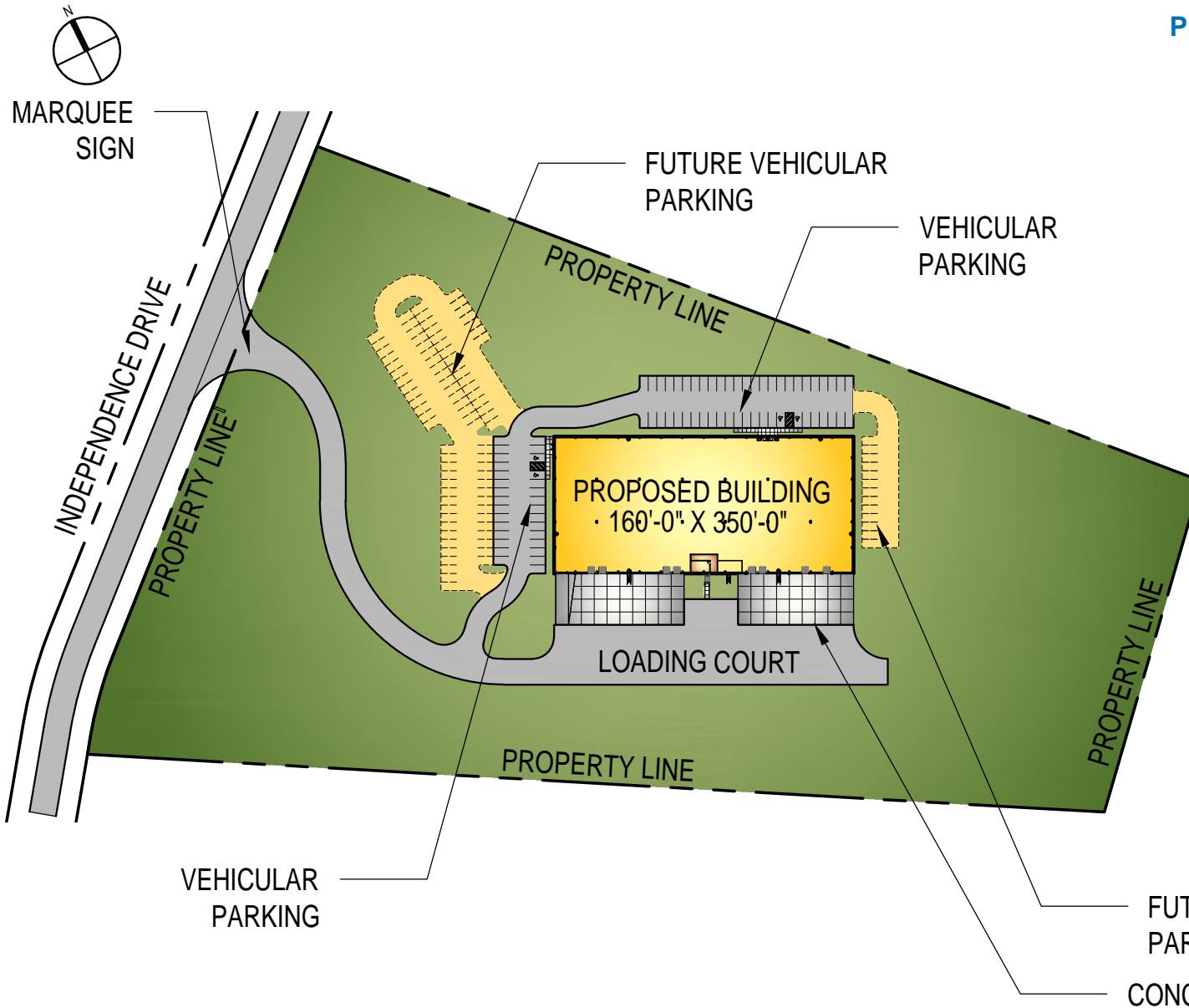
**JIM HILSHER, VP**  
jhilsher@mericle.com

**BILL JONES, VP**  
bjones@mericle.com

To learn more, please call one of us at **570.823.1100** to request a proposal and/or arrange a tour.

# CONCEPTUAL SITE PLAN

PROPOSED 56,000 S.F. BUILDING



**PARCEL #31**  
**100-110 INDEPENDENCE DRIVE**  
**CENTERPOINT COMMERCE**  
**AND TRADE PARK-EAST PH IIB**  
**PITTSTON TOWNSHIP**  
**PITTSTON, PA**



VEHICULAR PARKING	79
FUTURE PARKING	98
LOADING DOORS	8
DRIVE-IN DOOR	1
ACREAGE	15.12

FUTURE VEHICULAR  
PARKING  
CONCRETE APRON

These plans have been prepared solely for  
marketing purposes for the exclusive use of  
-- Mericle Commercial Real Estate Services

F:\Jobl\2677\mdl\DWG-SPEC\mktg\MKT-2677-PARCEL 31 CPE PH IIB (030821).dwg JR

**570.823.1100**  
**mericle.com**



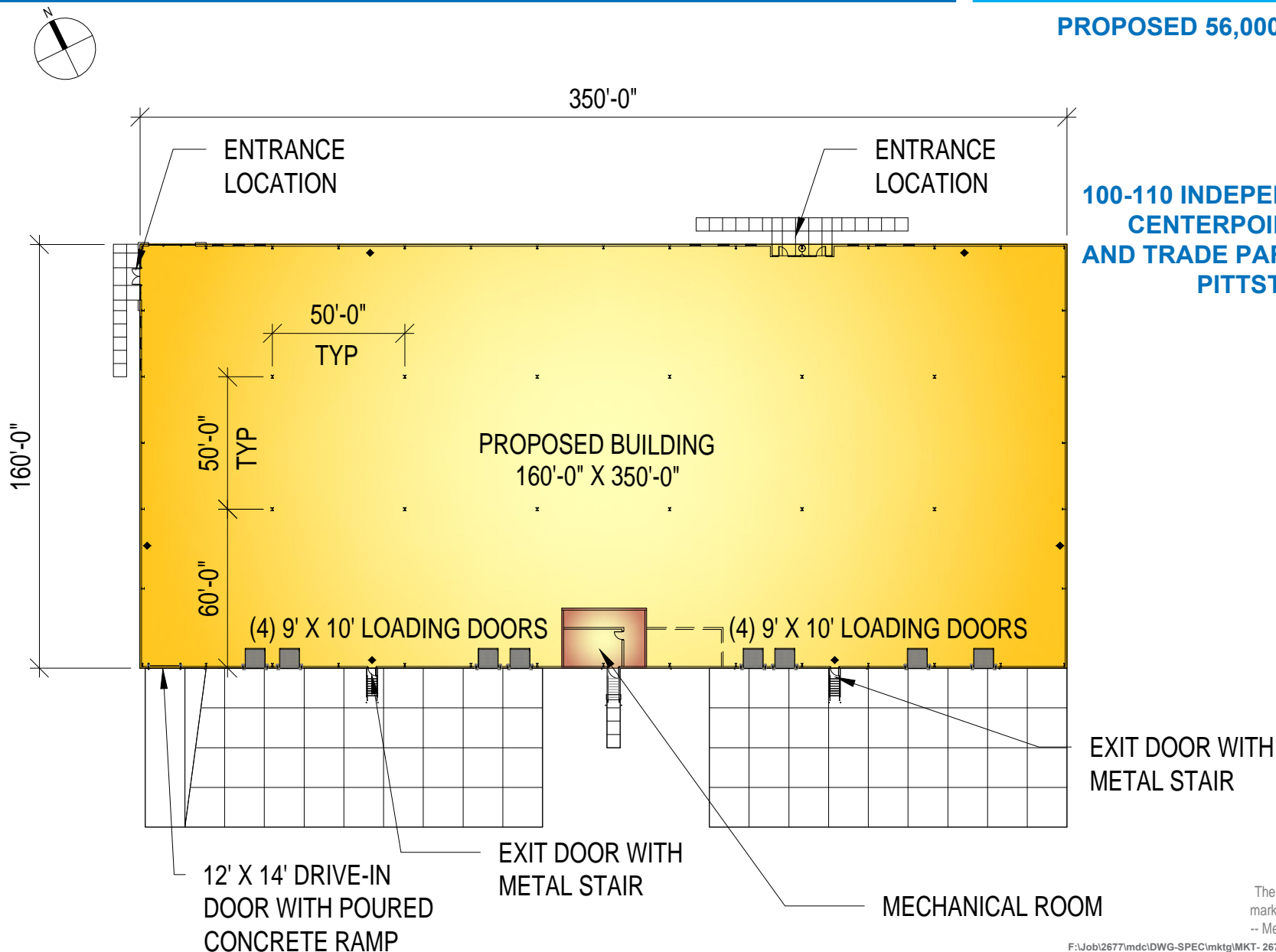
East Mountain Corporate Center  
100 Baltimore Drive  
Wilkes-Barre, PA 18702

*Developing Northeastern Pennsylvania's I-81 Corridor Since 1985*



# CONCEPTUAL FLOOR PLAN

PROPOSED 56,000 S.F. BUILDING



**PARCEL #31**  
**100-110 INDEPENDENCE DRIVE**  
**CENTERPOINT COMMERCE**  
**AND TRADE PARK-EAST PH IIB**  
**PITTSTON TOWNSHIP**  
**PITTSTON, PA**

These plans have been prepared solely for  
marketing purposes for the exclusive use of  
-- Mericle Commercial Real Estate Services

F:\Jobs\2677\mkt\DWG-SPEC\mkt\2677- PARCEL 31 CPE PH IIB (030821).dwg JR

**570.823.1100**  
**mericle.com**



East Mountain Corporate Center  
100 Baltimore Drive  
Wilkes-Barre, PA 18702

*Developing Northeastern Pennsylvania's I-81 Corridor Since 1985*