



**FOR
LEASE**

77,846 SF

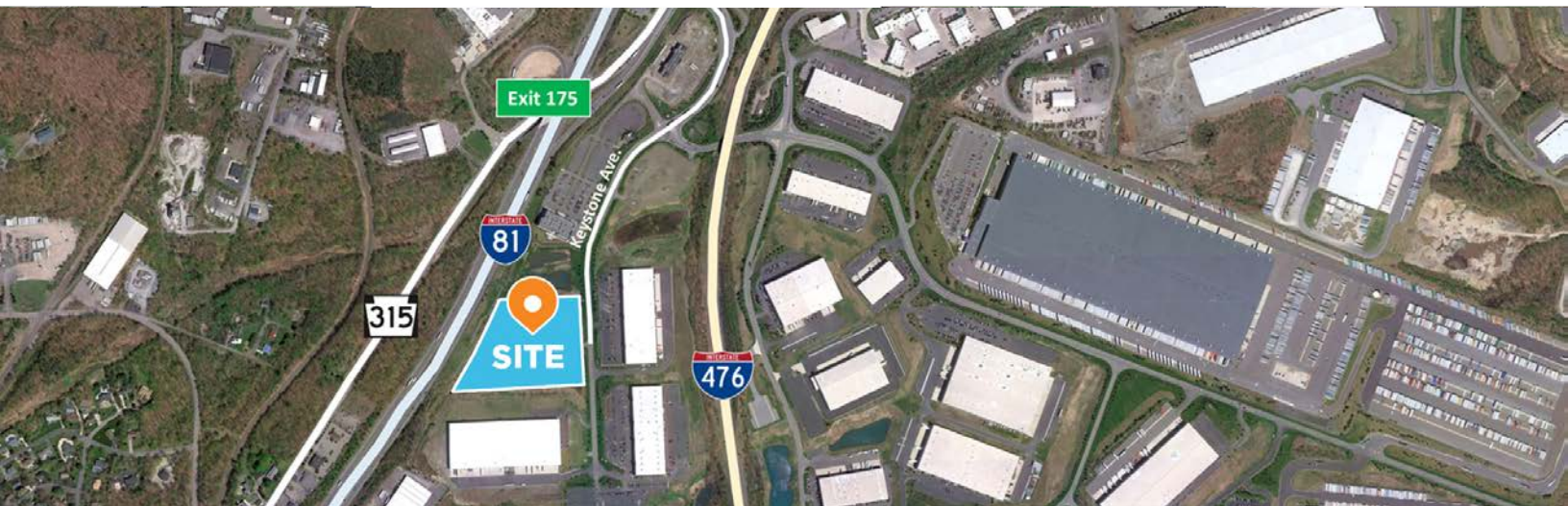
**400-498 KEYSTONE AVENUE
CENTERPOINT COMMERCE & TRADE PARK EAST
JENKINS TOWNSHIP, PITTSBURGH, PA 15110**

.....

INDUSTRIAL

**10-YEAR, 100% REAL ESTATE
TAX ABATEMENT
ON IMPROVEMENTS.**

**AVAILABLE 77,846 SF
WITHIN A NEW
104,000 SF BUILDING**



HIGHLY VISIBLE SITE ALONG ONE OF THE REGION'S BUSIEST HIGHWAYS, I-81

mericle.com



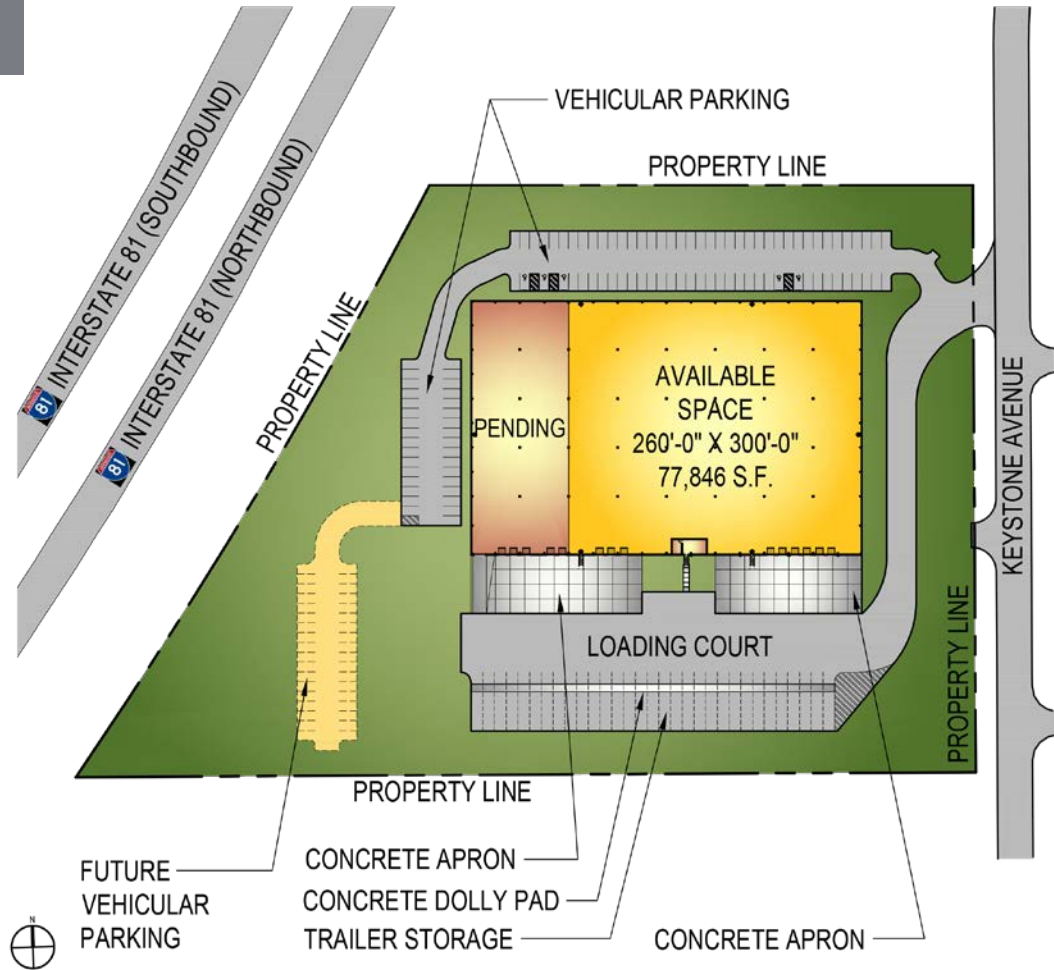
570.823.1100



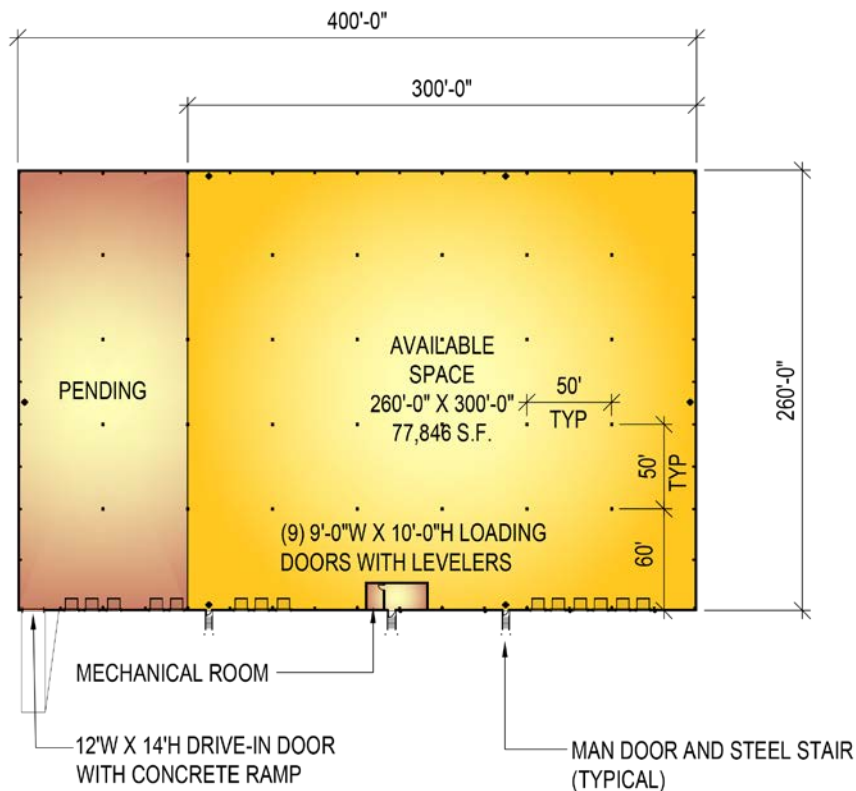
PLANS

Information shown is purported to be from reliable sources. No representation is made to the accuracy thereof, and is submitted subject to errors, omissions, prior sale/lease, withdrawal notice, or other conditions.

SITE PLAN



FLOOR PLAN



FOR LEASE

400-498 KEYSTONE AVENUE, PITTSBURGH, PA

mericle.com | mericlereadytogo.com

SPECS

Information shown is purported to be from reliable sources. No representation is made to the accuracy thereof, and is submitted subject to errors, omissions, prior sale/lease, withdrawal notice, or other conditions.

SIZE

- ▶ **AVAILABLE SPACE:** 77,846 SF within a 104,000 SF building.
- ▶ **ACREAGE:** 10.09 acres
- ▶ **BUILDING DIMENSIONS:** 260'-0" (width) x 400'-0" (length)
- ▶ **AVAILABLE SPACE DIMENSIONS:** 260'-0" (width) x 300'-0" (length)

BUILDING CONSTRUCTION

- ▶ **FLOOR:** 6" thick concrete floor slab, reinforced with welded steel mats. Floor shall be treated with *SpecChem* silicate sealer/densifier and *E-Cure* curing compound.
- ▶ **ROOF:** *Butler Manufacturing*, MR-24 standing seam.
- ▶ **EXTERIOR WALLS:** Architectural masonry, aluminum/glazing entrance systems and metal wall panels with insulation.
- ▶ **CLEAR CEILING HEIGHT:** 30'-4" approx. clear structural height located at first column in from loading dock wall.
- ▶ **COLUMN SPACING:** 50'-0" x 50'-0" bay spacing with a 60'-0" deep staging bay.
- ▶ The building shall be provided with 3'-0" high x 6'-0" wide clerestory windows.

LOADING

- ▶ Single-sided loading.
- ▶ **DOCK EQUIPMENT:** (9) 9'-0" x 10'-0" vertical lift dock doors with vision kits by *Haas Door* or equal with 40,000 LB capacity mechanical levelers with bumpers by *Rite-Hite* or equal.
- ▶ Drive-in doors can be added as needed.

- ▶ **DOCK APRON:** 8" thick x 60' deep, reinforced concrete dock apron at loading dock with an approx. 180' total loading court depth

UTILITIES

- ▶ **WAREHOUSE HEATING:** Energy-efficient, roof mounted *Cambridge* direct-fire units.
- ▶ **WAREHOUSE LIGHTING:** Energy-efficient LED fixtures.
- ▶ **ELECTRICAL SERVICE:** Electrical power available up to multiples of 4,000 Amps.
- ▶ **FIRE PROTECTION:** Early suppression fast response (ESFR) wet sprinkler system.
- ▶ **UTILITIES:** All utilities shall be separately metered.
- ▶ **ELECTRIC:** PPL Utilities
- ▶ **GAS:** UGI Utilities, Inc.
- ▶ **WATER:** Pennsylvania American Water Company
- ▶ **SEWER:** Wyoming Valley Sanitary Authority
- ▶ **TELECOM:** Comcast, Verizon, Frontier Communications, and CenturyLink serve the park.

PARKING

- ▶ Asphalt paving, including heavy duty pave at truck areas and light duty pave in vehicle parking areas.
- ▶ On-site parking for approx. (81) vehicles with future parking for up to (36) additional spaces.
- ▶ On-site trailer storage for approx. (23) trailers with 8' wide concrete dolly pad.

SITE FEATURES

- ▶ Professionally prepared & maintained landscaping.



LABOR DRAW

More than 700,000 people live within 30 miles, and more than 51 million people live within 200 miles of CenterPoint Commerce & Trade Park.

This 104,000 square foot high-profile industrial building is centrally located within the Scranton/Wilkes-Barre labor market. Chewy.com, Geisinger, Isuzu, Lowe's, Neiman Marcus, The Home Depot, and more have major facilities centers in CenterPoint Commerce & Trade Park.



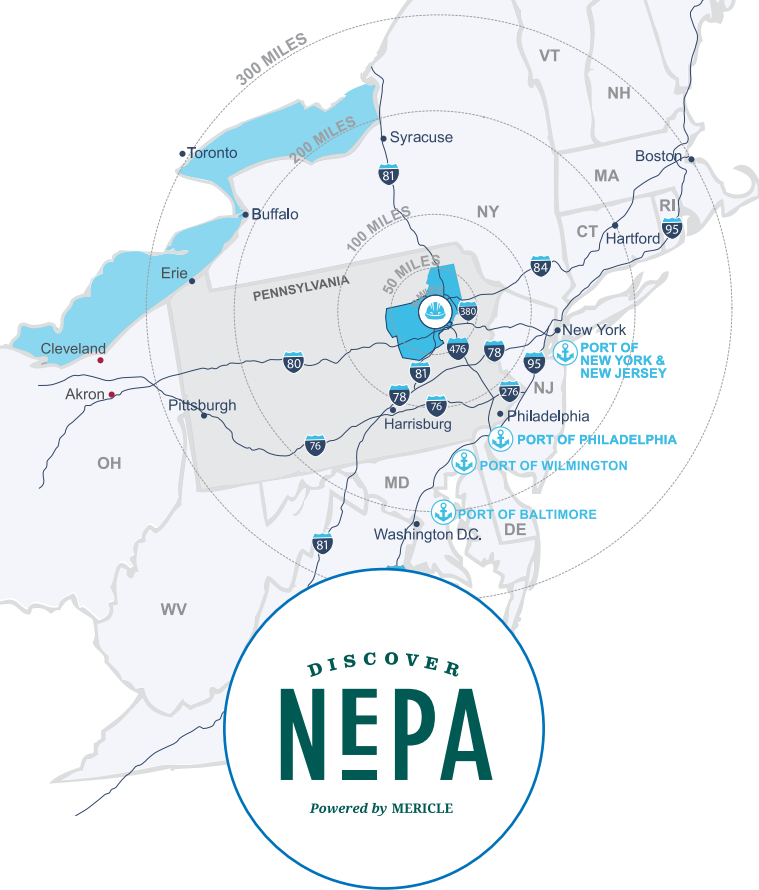
TAX SAVINGS

Every building constructed in CenterPoint receives a 10-year, 100% real estate tax abatement on improvements via the LERTA program.

FOR LEASE

400-498 KEYSTONE AVENUE, PITTSTON, PA

mericle.com | mericlereadytogo.com



DISCOVER
NEPA

Powered by MERICLE

Northeastern Pennsylvania (NEPA) is close to big cities, but features affordable living, safe neighborhoods, access to recreation, and the opportunity to be heard and make a difference.

Check out **DiscoverNEPA.com** (search "Pittston") for events, shopping, dining, and many, many things to do!

Mericle is Northeastern Pennsylvania proud.

CENTRALLY LOCATED ON NORTHEASTERN PENNSYLVANIA'S I-81 CORRIDOR



DEEP WATER PORTS

PORT

MI AWAY

Philadelphia, PA	120
New York/New Jersey	121
Wilmington, DE	132
Baltimore, MD	191



TRAVEL DISTANCES

CITY

Delaware Water Gap, PA	57
Allentown, PA	67
Morristown, NJ	96
Philadelphia, PA	113
Harrisburg, PA	116
Port of Newark, NJ	126
New York, NY	128
Syracuse, NY	152
Baltimore, MD	194
Hartford, CT	198
Washington DC	237
Pittsburgh, PA	290
Boston, MA	301



Mericle, a Butler Builder®, is proud to be part of a network of building professionals dedicated to providing you the best construction for your needs.

BOB BESECKER, Vice President
bbesecker@mericle.com

JIM HILSHER, Vice President
jhilsher@mericle.com

BILL JONES, Vice President
bjones@mericle.com

To learn more, please call one of us at 570.823.1100 to request a proposal and/or arrange a tour.

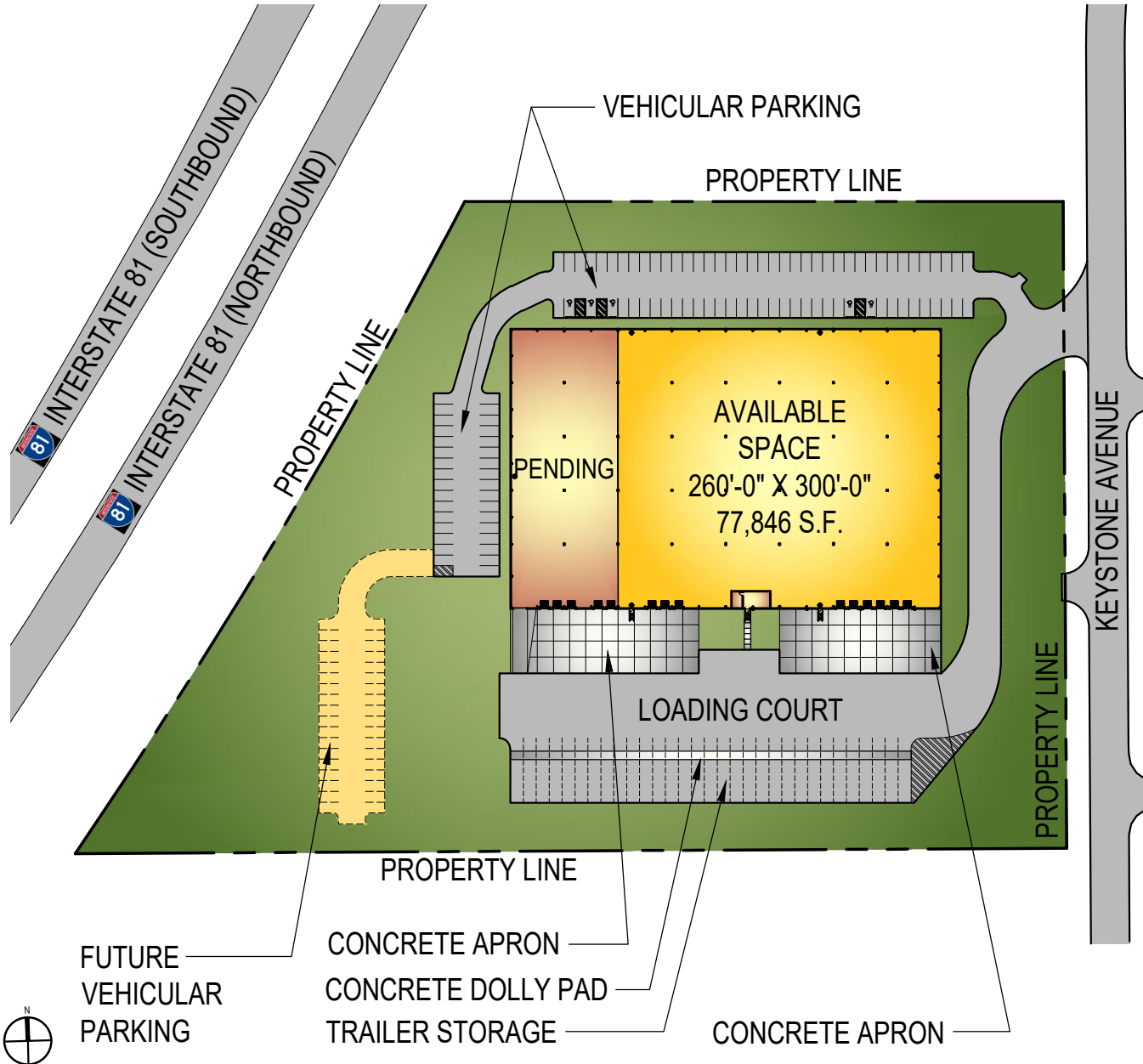
mericle.com  **570.823.1100**



CONCEPTUAL SITE PLAN

AVAILABLE 77,846 S.F. WITHIN AN
PROPOSED 104,000 S.F. BUILDING

PARCEL #5
400-498 KEYSTONE AVENUE
CENTERPOINT COMMERCE AND
TRADE PARK - EAST PHASE IIC
JENKINS TOWNSHIP
PITTSBURGH, PA 15240



TRAILER STORAGE	23
VEHICULAR PARKING	81
FUTURE VEHICULAR PARKING	36
DOCK DOORS	9
DRIVE-IN DOORS	0
ACREAGE	10.09

These plans have been prepared solely for
marketing purposes for the exclusive use of
-- Mericle Commercial Real Estate Services

Q:\Shared\Properties\CPE IIC\400 Keystone (5A) (J2710)\Base Bldg. (J2710)\2710\mdc\DWG-SPEC\mktg\MKT 400 KEYSTONE AVENUE (071323).dwg MP

570.823.1100



mericle.com



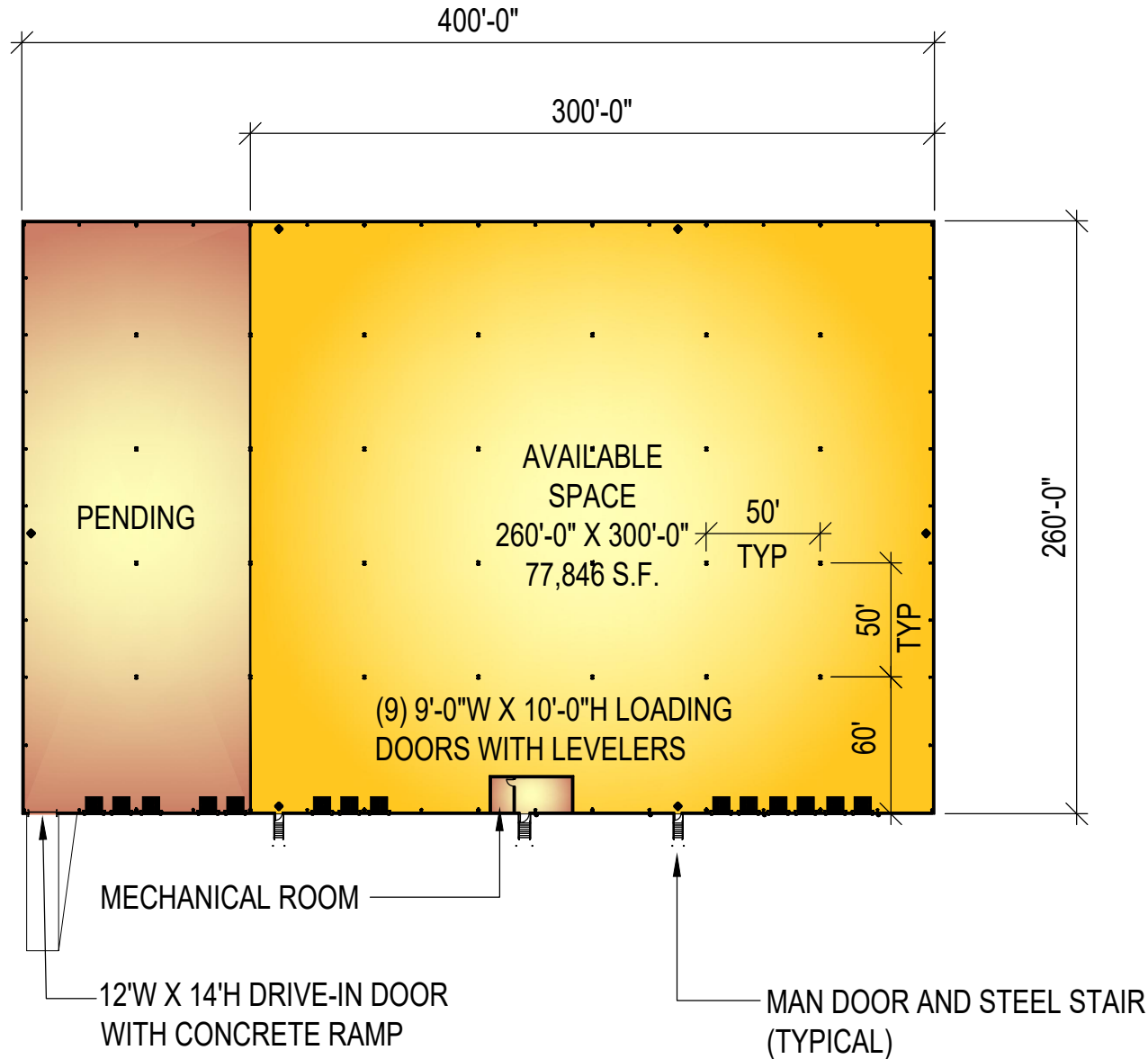
East Mountain Corporate Center
100 Baltimore Drive, Wilkes-Barre, PA 18702

WE BUILD BUILDINGS.
WE BUILD CAREERS.
WE BUILD COMMUNITIES.

CONCEPTUAL FLOOR PLAN

AVAILABLE 77,846 S.F. WITHIN AN
PROPOSED 104,000 S.F. BUILDING

PARCEL #5
400-498 KEYSTONE AVENUE
CENTERPOINT COMMERCE AND
TRADE PARK - EAST PHASE IIC
JENKINS TOWNSHIP
PITTSTON, PA 18640



These plans have been prepared solely for
marketing purposes for the exclusive use of
-- Mericle Commercial Real Estate Services

Q:\Shared\Properties\CPE IIC\400 Keystone (5A) (J2710)\Base Bldg. (J2710)\2710\mdc\DWG-SPEC\mktg\MKT 400 KEYSTONE AVENUE (071323).dwg MP

570.823.1100



mericle.com



East Mountain Corporate Center
100 Baltimore Drive, Wilkes-Barre, PA 18702

WE BUILD BUILDINGS.
WE BUILD CAREERS.
WE BUILD COMMUNITIES.

